



PACKING SUGGESTIONS

DON'T OVERPACK

You don't need a lot of clothing and accessories if you have the right gear. Carefully chosen gear that works is the key to being comfortably dressed to fully enjoy your expedition.

Plan Ahead

We strongly recommend you place your order at least 30 days before your sailing date. Check the Quick Reference Guide at silversea.shiptoshoretraveler.com for "order by deadlines". The guide provides information, by sailing: If boots are needed, a complimentary parka offered and other services such as rentals with free delivery to the ship and onboard delivery of gear orders.

Select Your Complimentary Parka Size

Order your parka size online at silversea.shiptoshoretraveler.com/parka.



Order rentals with **FREE** delivery to the ship

As you will step into icy water during Zodiac landings, boots and pants are essential.

- Insulated and waterproof, knee-high Zodiac Boots. Please check the size chart before ordering. Boot sizes are different to shoe sizes.
- Waterproof pants with legs wide enough to fit over your waterproof boots
- Collapsible trekking poles provide stability ashore

Contact an Expedition Gear Expert

Staffed by outdoor enthusiasts who have worked as expedition staff and zodiac drivers in over 200 collective destinations, our adventure gear specialists take pride in providing the perfect gear.

✉ uscustomercare@stshore.com

☎ Toll-free within the U.S. 1-877-284-0406
U.S.A. +1-206-284-0406
United Kingdom 020 3287 6508
Australia 02 8091 4897

🌐 silversea.shiptoshoretraveler.com

PACKING CHECKLIST


Base Layer

- Long underwear:** Provides warmth without bulk. Two sets.


Insulation Layer

- Expedition stretch top and bottoms:** A lightweight layer worn over your base layer with tapered legs to fit into boots.
- Loft vest:** Provides extra warmth when an additional layer is needed.

Outer Layer

- Hooded parka:** Windproof, waterproof and custom-designed for polar travel is provided onboard, compliments of Silversea.
- Waterproof pants:** Essential. Wide enough to fit over boots with knee-high side zippers. 
- Rain jacket:** Pack this piece in your hand luggage so that you have a windbreaker ready when you deplane.


Footwear

- Boots:** Essential. At least mid-calf high (12-15 inches / 30.5-38 cm in height). Preferably insulated. 

Hats, Gloves & Socks

- Hat:** Fleece hat with a visor and ear flaps is recommended.
- Socks:** Extra heavyweight socks made of wool or wool blend. Minimum two pairs.
- Sock liners:** Thin sock liners, worn under your socks for extra warmth. Pack as many liners as you have socks.
- Neck gaiter:** Preferred to scarves for Zodiac travel.
- Gloves:** Windproof and waterproof ski gloves or mitts.
- Glove liners:** Provide extra warmth on cold days.

Accessories

- Backpack:** A water-resistant backpack is provided on board, compliments of Silversea, for carrying items ashore and keeping your arms free for embarking/disembarking the Zodiacs.
- Waterproof backpack:** Recommended if you have a lot of camera equipment.
- Binoculars:** Compact with at least 10X power and 25mm objective diameter for wildlife watching.
- Trekking poles:** Provides a sense of security, increased balance, and confidence when walking on rugged terrain. 
- Seal-proof waterproof bags:** To store your electronics.
- Foot/Hand warmers:** For extra warmth.
- Sunglasses or goggles:** U.V. filter protection to cut the glare.
- Sun and wind protection:** Lip balm and waterproof sunscreen (SPF 30 minimum).